

30 INCH SLIDE-IN DUAL FUEL RANGE

SLDF30540SS



Cooktop

- 5 gas burners
 - 18,000 BTU power burner
 - Central Oval burner 10,000 Btu
- Auto re-ignition
- Cast iron continuous pan supports
- Knob integrated electronic ignition
- Easy to clean enamel burner plate

Range

- Surf Convection
- Self-clean oven
- XL interior volume 5.7 cu. ft.
- Prime turkey cooking
- True European Convection
- Meat Probe
- Cool door
- InnovaChef Smart Display
- Interior Halogen lighting
- Full extension baking drawer
- Full extension telescopic rack
- Bread proofing
- Pizza
- Sabbath Mode
- 3 Wire heavy duty racks
- Adjustable feet
- LPG conversion kit

Accessories

- Griddle optional
- Side trim kit optional
- Island trim included
- Colored door & kick plate optional
- Splash back (9" high) optional

Dimensions

- H x W X D: 37 1/2" x 29 13/16" x 28 5/8"
- Height includes 1 1/2" for back guard
- Depth includes knobs & handle

GENERAL	SLDF30540SS
Type	Freestanding
Size	30"
Color	Stainless Steel
Side Walls	Black
Control type	LED Display
FUNCTIONS	
Multi-dimensional Cooking	Yes
Convection Cooking	Yes
Bottom Heater	Yes
Convection	Yes
Broiler	Yes
Broil	Electric
Convection broiler	Yes
Convection roast	Yes
True European convection	Yes
SPECIAL FEATURES	
12/24-hour clock format	Yes
Splash Back	Optional
Island Trim	Standard
Simmering	Yes
Cooling Fan	Yes
Cavity Enameling Color	Black
Oven Lights	2 x Halogen
Adjustable Feet	Yes
Anti-tip (tilting) bracket	Yes
Bottom Compartment	Baking Drawer
Fuel Type	NG+Electric
LPG Conversion Kit	Yes
OVEN DOOR(S)	
Oven Glass Window	"O" Shaped Metal + Glass
Door Cooling System	Cool Door - 4 Pane Heat Resistant Glass(fixed)
Net Capacity cu. ft.	5.7 cu. ft. + 1 cu. ft. (baking drawer)
Bottom Heating Element Wattage	2400W
Upper Heating Element Wattage	3500W
Convection Element Wattage	1800W
Low Grill (Broil)	2000W
Grill (Broil)	2000W
ACCESSORIES / OVEN CAVITY	
Rack Positions	Stay in self clean - 6 levels
Telescopic Pull-out Shelf System	1 Level (Full extension)
Pyrolytic Self Cleaning	Yes
Sabbath Mode	Yes
Broiler Pan	1
Wok adapter	Yes
Chromed racks	3
COOKTOP	
Zone Configuration	5 Gas
Front Left	12,500 BTU
Rear Left	4,000 BTU
Front Right	18,000 BTU
Rear Right	8,000 BTU
Central	10,000 BTU
Pan Support Type	Cast Iron Continuous pan support
Pan Support Quantity	3
Gas Safety Device for hob	No
DIMENSIONS/WEIGHT	
Required cutout dim (H x W x D) (in)	36" X 30" X 25-1/2"
Overall dim - height	37 1/2"
Overall dim - width	29 13/16"
Overall dim - depth	28 5/8"
Net weight (lb./kg)	286.6 lbs./130 kilograms
POWER / RATINGS	
KW/Amps rating at 240V, 60Hz	220-240V 60 Hz 40 Amp
Supply Cord & Plug	No
Cable	No
INSTRUCTIONS FOR USE	
Use & Care Manual	EN, SP, FR
Installation Manual	EN, SP, FR

30 INCH SLIDE-IN DUAL FUEL RANGE

SLDF30540SS

Outstanding Features



Surf Cooking

Beko Surf® Convection takes the guesswork out of multi-level cooking. No more worries about uneven heat or rotating dishes from rack to rack. Our Surf Convection technology blows hot air through side wall holes in the oven cavity and through back wall to provide more uniform air circulation and cook foods more evenly, without flavors and aromas mingling. Plus, up to 30% faster cook times makes getting dinner on the table a snap.

XL Interior Volume 5.7 cu. ft.

For the cook who enjoys some extra elbow room, Beko's oven interiors are among the most spacious in their class. With an industry-leading 5.7 cu. ft. interior volume, you'll have more than enough room for that big Thanksgiving turkey. So this year, invite the whole extended family.



18,000 BTU Power Burner

Go from a true simmer to high heat in no time flat. Boil pasta on the rapid burner, use one of the simmer burners for soup and the other for sautéing veggies. Then sear or broil quickly with the high-efficiency power burner. Beko offers gas burners that are 25% more efficient than conventional gas burners.



Central Oval burner 10,000 BTU

Our large center oval burner is perfect for oversized pots or to cook with the griddle accessory.



XL Cooktop Surface

For the consummate multi-tasker, Beko's XL Cooktop Surface fits four 10" pots, simultaneously. With cast iron continuous grates, you can save time by having several pots cooking at once.



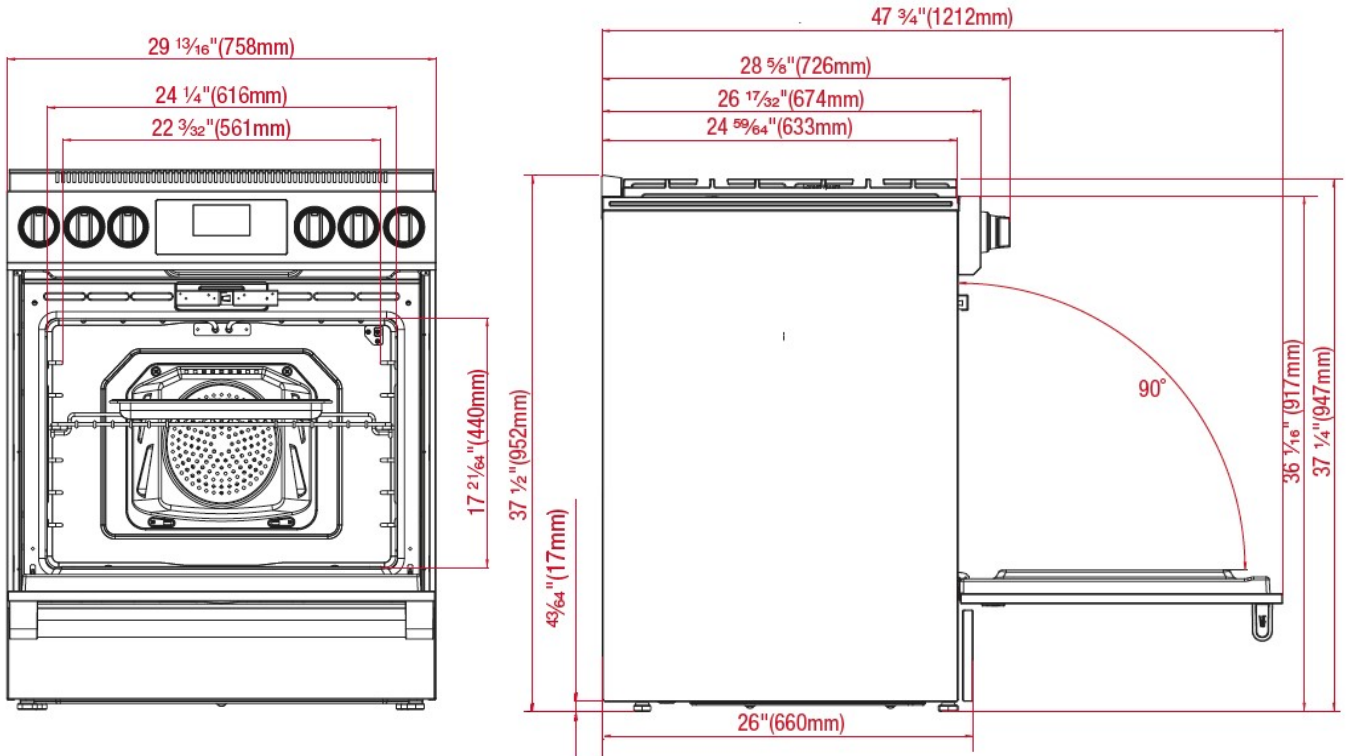
Full Extension Baking Drawer

This convenient, fully extending drawer gives you 1.0 cu. ft. of extra oven capacity for baking at up to 425°F.

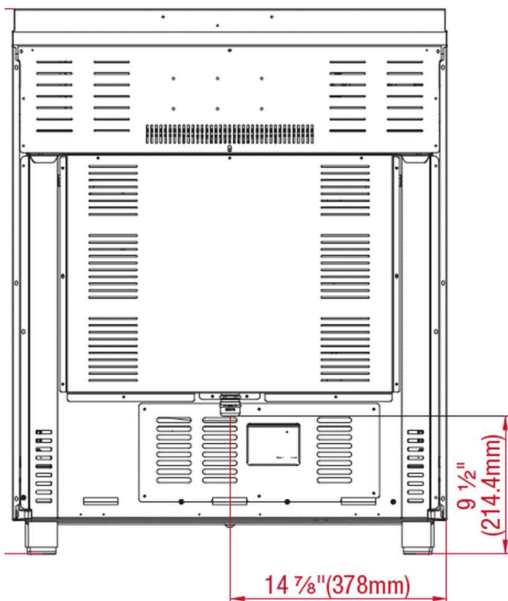
30 INCH SLIDE-IN DUAL FUEL RANGE

SLDF30540SS

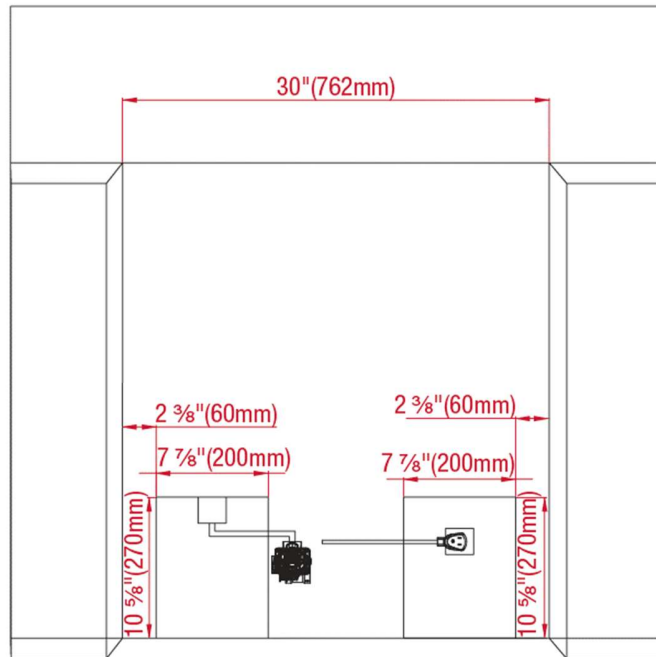
Dimensions and Installation



Electrical



Cabinet



NOTE TO THE INSTALLER: All height, width and depth dimensions are shown in inches (as well as metric). Beko US Inc. reserves the absolute and unrestricted right to change product materials and specifications, at any time, without notice. Please visit our website www.blombergappliances.us or call 888 352 2356 to verify the latest specifications with final dimensional data and other details prior to installation and making a cutout. Applicable product limited warranty information may be found in accompanying product materials or you may contact your account manager for further details. Proper installation is the responsibility of the installer. Product failure due to improper installation is not covered under the Limited Warranty.